






MUNICIPIO DE FRANCISCO I. MADERO, HIDALGO
HIDALGO

Estado Analítico de Ingresos Presupuestales
Al 30/abr./2020

Usu: supervisor
Rep: rptEstadoPresupuestoIngresos

Fecha y hora de Impresión | 17/jul./2020
11:04 a. m.

Fuente de Ingresos	Ley de Ingresos Estimada	Ampliaciones / (Reducciones)	Ley de Ingresos Modificada	Ingresos Devengados	Ingresos Recaudados	Devengado Por Recaudar	Avance de Recaudación (Recaudación / Estimación)
11 <u>IMPUESTOS SOBRE LOS INGRESOS</u>	\$201,036.00	\$0.00	\$201,036.00	\$690.00	\$690.00	\$0.00	0.34 %
IMPUESTO SOBRE JUEGOS, ESPECTACULOS PUBLICO	\$150,000.00	\$0.00	\$150,000.00	\$0.00	\$0.00	\$0.00	0.00 %
IMPUESTO A COMERCIOS AMBULANTES	\$51,036.00	\$0.00	\$51,036.00	\$690.00	\$690.00	\$0.00	1.35 %
12 <u>IMPUESTOS SOBRE EL PATRIMONIO</u>	\$1,363,215.75	\$0.00	\$1,363,215.75	\$1,353,389.50	\$1,353,389.50	\$0.00	99.27 %
IMPUESTO PREDIAL	\$1,305,693.75	\$0.00	\$1,305,693.75	\$1,308,536.50	\$1,308,536.50	\$0.00	100.21 %
PREDIAL URBANOS	\$522,277.50	\$0.00	\$522,277.50	\$920,802.00	\$920,802.00	\$0.00	176.30 %
PREDIAL RUSTICOS	\$522,277.50	\$0.00	\$522,277.50	\$368,347.50	\$368,347.50	\$0.00	70.52 %
PREDIAL EJIDAL	\$261,138.75	\$0.00	\$261,138.75	\$19,387.00	\$19,387.00	\$0.00	7.42 %
TRASLADO DE DOMINIO	\$57,522.00	\$0.00	\$57,522.00	\$44,853.00	\$44,853.00	\$0.00	77.97 %
TRASLADO DE DOMINIO	\$57,522.00	\$0.00	\$57,522.00	\$44,853.00	\$44,853.00	\$0.00	77.97 %
17 <u>ACCESORIOS DE IMPUESTOS</u>	\$2,052,220.30	\$0.00	\$2,052,220.30	\$548,195.60	\$548,195.60	\$0.00	26.71 %
RECARGOS IMPUESTO PREDIAL	\$1,113,226.50	\$0.00	\$1,113,226.50	\$314,880.60	\$314,880.60	\$0.00	28.28 %
REZAGOS IMPUESTO PREDIAL	\$938,993.80	\$0.00	\$938,993.80	\$233,315.00	\$233,315.00	\$0.00	24.84 %
41 <u>DERECHOS POR EL USO, GOCE, APROVECHAMIENTO O</u>	\$971,496.50	\$0.00	\$971,496.50	\$392,868.00	\$392,868.00	\$0.00	40.43 %
PUESTOS FIJOS EN MERCADOS CONSTRUIDOS	\$82,679.00	\$0.00	\$82,679.00	\$96,054.00	\$96,054.00	\$0.00	116.17 %
PUESTOS SEMIFIJOS EN MERCADOS CONSTRUIDOS	\$648,655.00	\$0.00	\$648,655.00	\$2,380.00	\$2,380.00	\$0.00	0.36 %
PUESTOS SEMIFIJOS EN PLAZAS, CALLES O TERRENO	\$91,369.00	\$0.00	\$91,369.00	\$260,954.00	\$260,954.00	\$0.00	285.60 %
INHUMACION	\$148,793.50	\$0.00	\$148,793.50	\$33,480.00	\$33,480.00	\$0.00	22.50 %
43 <u>DERECHOS POR PRESTACIÓN DE SERVICIOS</u>	\$4,935,824.00	\$0.00	\$4,935,824.00	\$1,178,310.43	\$1,178,310.43	\$0.00	23.87 %
COPIAS DE DOCUMENTOS EXISTENTES EN LOS ARCH	\$1,850,148.50	\$0.00	\$1,850,148.50	\$165,604.50	\$165,604.50	\$0.00	8.95 %
OTROS CONCEPTOS DE CERTIFICACIONES, CONSTAN	\$5,000.00	\$0.00	\$5,000.00	\$112,786.00	\$112,786.00	\$0.00	2,255.72 %
PERMISOS DE CONSTRUCCION, RECONSTRUCCION Y	\$7,112.00	\$0.00	\$7,112.00	\$63,322.00	\$63,322.00	\$0.00	890.35 %
ALINEACIÓN Y USO DE SUELO	\$135,000.00	\$0.00	\$135,000.00	\$40,000.00	\$40,000.00	\$0.00	29.62 %
AUTORIZACIÓN DE PERITOS EN OBRAS PARA CONSTR	\$5,000.00	\$0.00	\$5,000.00	\$1,353.00	\$1,353.00	\$0.00	27.06 %
USO DOMESTICO DE DRENAJE Y ALCANTARILLADO	\$10,000.00	\$0.00	\$10,000.00	\$1,040.00	\$1,040.00	\$0.00	10.40 %
LICENCIAS Y REFRENDOS COMERCIAL	\$799,387.00	\$0.00	\$799,387.00	\$335,732.18	\$335,732.18	\$0.00	41.99 %
LICENCIAS, PERMISOS O AUTORIZACIONES POR COM	\$480,000.00	\$0.00	\$480,000.00	\$0.00	\$0.00	\$0.00	0.00 %
REVALIDACION ANUAL DE LICENCIAS DE FUNCIONAM	\$0.00	\$0.00	\$0.00	\$11,000.00	\$11,000.00	\$0.00	0.00 %
USO DOMESTICO DE AGUA POTABLE	\$381,435.50	\$0.00	\$381,435.50	\$202,670.00	\$202,670.00	\$0.00	53.13 %
USO COMERCIAL DE AGUA POTABLE	\$100,000.00	\$0.00	\$100,000.00	\$5,040.00	\$5,040.00	\$0.00	5.04 %
REGISTRO DE NACIMIENTO	\$0.00	\$0.00	\$0.00	\$12,390.00	\$12,390.00	\$0.00	0.00 %
REGISTRO DE MATRIMONIO	\$70,250.00	\$0.00	\$70,250.00	\$15,580.20	\$15,580.20	\$0.00	22.17 %
CERTIFICADO DE DEFUNCION	\$73,253.00	\$0.00	\$73,253.00	\$12,120.00	\$12,120.00	\$0.00	16.54 %








MUNICIPIO DE FRANCISCO I. MADERO, HIDALGO HIDALGO

Estado Analítico de Ingresos Presupuestales Al 30/abr./2020

Usu: supervisor
Rep: rptEstadoPresupuestalIngresos

Fecha y hora de Impresión | 17/jul./2020
11:04 a. m.

Fuente de Ingresos	Ley de Ingresos Estimada	Ampliaciones / (Reducciones)	Ley de Ingresos Modificada	Ingresos Devengados	Ingresos Recaudados	Devengado Por Recaudar	Avance de Recaudación (Recaudación / Estimación)
OTROS CONCEPTOS DE REGISTRO CIVIL	\$0.00	\$0.00	\$0.00	\$11,572.55	\$11,572.55	\$0.00	0.00 %
AVALUOS CATASTRALES	\$646,728.00	\$0.00	\$646,728.00	\$112,097.00	\$112,097.00	\$0.00	17.33 %
CONSTANCIAS EN GENERAL	\$0.00	\$0.00	\$0.00	\$76,003.00	\$76,003.00	\$0.00	0.00 %
SERVICIO DE LIMPIA	\$12,000.00	\$0.00	\$12,000.00	\$0.00	\$0.00	\$0.00	0.00 %
ASISTENCIA SOCIAL	\$360,510.00	\$0.00	\$360,510.00	\$0.00	\$0.00	\$0.00	0.00 %
45 <u>ACCESORIOS DE DERECHOS</u>	\$199,725.20	\$0.00	\$199,725.20	\$114,741.20	\$114,741.20	\$0.00	57.44 %
RECARGOS AGUA POTABLE	\$1,515.00	\$0.00	\$1,515.00	\$5,528.00	\$5,528.00	\$0.00	364.88 %
REZAGOS AGUA POTABLE	\$198,210.20	\$0.00	\$198,210.20	\$109,213.20	\$109,213.20	\$0.00	55.09 %
61 <u>APROVECHAMIENTOS</u>	\$700,656.00	\$0.00	\$700,656.00	\$233,370.63	\$233,370.63	\$0.00	33.30 %
61-02 <u>MULTAS</u>	\$227,806.00	\$0.00	\$227,806.00	\$43,710.00	\$43,710.00	\$0.00	19.18 %
MULTAS ADMINISTRATIVAS IMPUESTAS POR EL MUNI	\$227,806.00	\$0.00	\$227,806.00	\$43,710.00	\$43,710.00	\$0.00	19.18 %
61-05 <u>APROVECHAMIENTOS PROVENIENTES DE OBRAS PÚBLI</u>	\$157,097.00	\$0.00	\$157,097.00	\$129,310.63	\$129,310.63	\$0.00	82.31 %
APROVECHAMIENTOS PROVENIENTES DE OBRAS PU	\$157,097.00	\$0.00	\$157,097.00	\$129,310.63	\$129,310.63	\$0.00	82.31 %
61-09 <u>OTROS APROVECHAMIENTOS</u>	\$315,753.00	\$0.00	\$315,753.00	\$60,350.00	\$60,350.00	\$0.00	19.11 %
APROVECHAMIENTOS DIVERSOS	\$315,753.00	\$0.00	\$315,753.00	\$60,350.00	\$60,350.00	\$0.00	19.11 %
62 <u>ACTIVO NO CIRCULANTE</u>	\$0.00	\$0.00	\$0.00	\$672,341.50	\$672,341.50	\$0.00	0.00 %
62-01 <u>TERRENOS</u>	\$0.00	\$0.00	\$0.00	\$672,341.50	\$672,341.50	\$0.00	0.00 %
Terrenos	\$0.00	\$0.00	\$0.00	\$672,341.50	\$672,341.50	\$0.00	0.00 %
81 <u>PARTICIPACIONES</u>	\$42,612,443.00	\$0.00	\$42,612,443.00	\$16,271,046.77	\$16,271,046.77	\$0.00	38.18 %
PARTICIPACIONES NO ETIQUETADAS	\$42,612,443.00	\$0.00	\$42,612,443.00	\$16,271,046.77	\$16,271,046.77	\$0.00	38.18 %
FONDO GENERAL DE PARTICIPACIONES 2020	\$27,181,704.00	\$0.00	\$27,181,704.00	\$10,565,553.04	\$10,565,553.04	\$0.00	38.87 %
FONDO DE FOMENTO MUNICIPAL 2020	\$12,394,988.00	\$0.00	\$12,394,988.00	\$4,416,108.59	\$4,416,108.59	\$0.00	35.62 %
FONDO DE FISCALIZACIÓN Y RECAUDACIÓN 2020	\$975,470.00	\$0.00	\$975,470.00	\$517,537.09	\$517,537.09	\$0.00	53.05 %
FONDO DE COMPENSACIÓN ISAN 2020	\$44,277.00	\$0.00	\$44,277.00	\$16,544.48	\$16,544.48	\$0.00	37.36 %
IEPS-TABACOS 2020	\$584,205.00	\$0.00	\$584,205.00	\$239,053.98	\$239,053.98	\$0.00	40.91 %
IEPS-GASOLINAS 2020	\$1,217,000.00	\$0.00	\$1,217,000.00	\$390,508.41	\$390,508.41	\$0.00	32.08 %
ISAN 2020	\$214,799.00	\$0.00	\$214,799.00	\$125,741.18	\$125,741.18	\$0.00	58.53 %
82 <u>APORTACIONES</u>	\$37,961,194.00	\$0.00	\$37,961,194.00	\$13,678,770.85	\$13,678,770.85	\$0.00	36.03 %
APORTACIONES ETIQUETADAS	\$37,961,194.00	\$0.00	\$37,961,194.00	\$13,678,770.85	\$13,678,770.85	\$0.00	36.03 %
FAISM 2020	\$13,053,390.00	\$0.00	\$13,053,390.00	\$5,098,988.00	\$5,098,988.00	\$0.00	39.06 %
FORTAMUN 2020	\$24,907,804.00	\$0.00	\$24,907,804.00	\$8,579,782.85	\$8,579,782.85	\$0.00	34.44 %
84 <u>INCENTIVOS DERIVADOS DE LA COLABORACION FISCA</u>	\$2,700.00	\$0.00	\$2,700.00	\$0.00	\$0.00	\$0.00	0.00 %
MULTAS IMPUESTAS POR AUTORIDADES ADMINISTRA	\$2,700.00	\$0.00	\$2,700.00	\$0.00	\$0.00	\$0.00	0.00 %





MUNICIPIO DE FRANCISCO I. MADERO, HIDALGO
HIDALGO

Estado Analítico de Ingresos Presupuestales
Al 30/abr./2020

Usr: supervisor
Rep: rptEstadoPresupuestoIngresos

Fecha y hora de Impresión | 17/jul./2020
11:04 a. m.

Fuente de Ingresos	Ley de Ingresos Estimada	Ampliaciones / (Reducciones)	Ley de Ingresos Modificada	Ingresos Devengados	Ingresos Recaudados	Devengado Por Recaudar	Avance de Recaudación (Recaudación / Estimación)
MULTAS FEDERALES NO FISCALES	\$2,700.00	\$0.00	\$2,700.00	\$0.00	\$0.00	\$0.00	0.00 %
Total	\$91,000,510.75	\$0.00	\$91,000,510.75	\$34,443,724.48	\$34,443,724.48	\$0.00	37.85 %

PROFR. LUCAS PABLO GUZMAN ISIDRO
PRESIDENTE MUNICIPAL



2016-2020

PROFRA. PAULINA MADRIGAL MOCTEZUMA
SINDICO PROCURADOR



2016-2020



2016-2020






MUNICIPIO DE FRANCISCO I. MADERO, HIDALGO
HIDALGO

Estado Analítico de Ingresos Presupuestales
Al 31/may./2020

Usr: supervisor
Rep: rptEstadoPresupuestoIngresos

Fecha y hora de Impresión | 17/jul./2020
11:03 a. m.

Fuente de Ingresos	Ley de Ingresos Estimada	Ampliaciones / (Reducciones)	Ley de Ingresos Modificada	Ingresos Devengados	Ingresos Recaudados	Devengado Por Recaudar	Avance de Recaudación (Recaudación / Estimación)
11 <u>IMPUESTOS SOBRE LOS INGRESOS</u>	\$201,036.00	\$0.00	\$201,036.00	\$690.00	\$690.00	\$0.00	0.34 %
IMPUESTO SOBRE JUEGOS, ESPECTACULOS PUBLICO	\$150,000.00	\$0.00	\$150,000.00	\$0.00	\$0.00	\$0.00	0.00 %
IMPUESTO A COMERCIOS AMBULANTES	\$51,036.00	\$0.00	\$51,036.00	\$690.00	\$690.00	\$0.00	1.35 %
12 <u>IMPUESTOS SOBRE EL PATRIMONIO</u>	\$1,363,215.75	\$0.00	\$1,363,215.75	\$1,412,646.50	\$1,412,646.50	\$0.00	103.62 %
IMPUESTO PREDIAL	\$1,305,693.75	\$0.00	\$1,305,693.75	\$1,324,291.50	\$1,324,291.50	\$0.00	101.42 %
PREDIAL URBANOS	\$522,277.50	\$0.00	\$522,277.50	\$933,642.00	\$933,642.00	\$0.00	178.76 %
PREDIAL RUSTICOS	\$522,277.50	\$0.00	\$522,277.50	\$371,131.50	\$371,131.50	\$0.00	71.06 %
PREDIAL EJIDAL	\$261,138.75	\$0.00	\$261,138.75	\$19,518.00	\$19,518.00	\$0.00	7.47 %
TRASLADO DE DOMINIO	\$57,522.00	\$0.00	\$57,522.00	\$88,355.00	\$88,355.00	\$0.00	153.60 %
TRASLADO DE DOMINIO	\$57,522.00	\$0.00	\$57,522.00	\$88,355.00	\$88,355.00	\$0.00	153.60 %
17 <u>ACCESORIOS DE IMPUESTOS</u>	\$2,052,220.30	\$0.00	\$2,052,220.30	\$600,155.60	\$600,155.60	\$0.00	29.24 %
RECARGOS IMPUESTO PREDIAL	\$1,113,226.50	\$0.00	\$1,113,226.50	\$344,394.60	\$344,394.60	\$0.00	30.93 %
REZAGOS IMPUESTO PREDIAL	\$938,993.80	\$0.00	\$938,993.80	\$255,761.00	\$255,761.00	\$0.00	27.23 %
41 <u>DERECHOS POR EL USO, GOCE, APROVECHAMIENTO O</u>	\$971,496.50	\$0.00	\$971,496.50	\$402,170.00	\$402,170.00	\$0.00	41.39 %
PUESTOS FIJOS EN MERCADOS CONSTRUIDOS	\$82,679.00	\$0.00	\$82,679.00	\$97,754.00	\$97,754.00	\$0.00	118.23 %
PUESTOS SEMIFIJOS EN MERCADOS CONSTRUIDOS	\$648,655.00	\$0.00	\$648,655.00	\$3,580.00	\$3,580.00	\$0.00	0.55 %
PUESTOS SEMIFIJOS EN PLAZAS, CALLES O TERRENO	\$91,369.00	\$0.00	\$91,369.00	\$263,034.00	\$263,034.00	\$0.00	287.88 %
INHUMACION	\$148,793.50	\$0.00	\$148,793.50	\$37,802.00	\$37,802.00	\$0.00	25.40 %
43 <u>DERECHOS POR PRESTACIÓN DE SERVICIOS</u>	\$4,934,794.00	\$0.00	\$4,934,794.00	\$1,258,781.93	\$1,258,781.93	\$0.00	25.50 %
COPIAS DE DOCUMENTOS EXISTENTES EN LOS ARCH	\$1,850,148.50	\$0.00	\$1,850,148.50	\$165,604.50	\$165,604.50	\$0.00	8.95 %
OTROS CONCEPTOS DE CERTIFICACIONES, CONSTAN	\$5,000.00	\$0.00	\$5,000.00	\$122,694.50	\$122,694.50	\$0.00	2,453.89 %
PERMISOS DE CONSTRUCCION, RECONSTRUCCION Y	\$7,112.00	\$0.00	\$7,112.00	\$63,675.00	\$63,675.00	\$0.00	895.31 %
ALINEACIÓN Y USO DE SUELO	\$135,000.00	\$0.00	\$135,000.00	\$42,440.00	\$42,440.00	\$0.00	31.43 %
AUTORIZACIÓN DE PERITOS EN OBRAS PARA CONSTR	\$5,000.00	\$0.00	\$5,000.00	\$1,353.00	\$1,353.00	\$0.00	27.06 %
USO DOMESTICO DE DRENAJE Y ALCANTARILLADO	\$10,000.00	\$0.00	\$10,000.00	\$2,600.00	\$2,600.00	\$0.00	26.00 %
LICENCIAS Y REFRENDOS COMERCIAL	\$799,387.00	\$0.00	\$799,387.00	\$344,149.18	\$344,149.18	\$0.00	43.05 %
LICENCIAS, PERMISOS O AUTORIZACIONES POR COM	\$480,000.00	\$0.00	\$480,000.00	\$0.00	\$0.00	\$0.00	0.00 %
REVALIDACION ANUAL DE LICENCIAS DE FUNCIONAM	\$0.00	\$0.00	\$0.00	\$11,000.00	\$11,000.00	\$0.00	0.00 %
USO DOMESTICO DE AGUA POTABLE	\$381,175.50	\$0.00	\$381,175.50	\$215,001.00	\$215,001.00	\$0.00	56.40 %
USO COMERCIAL DE AGUA POTABLE	\$100,000.00	\$0.00	\$100,000.00	\$5,040.00	\$5,040.00	\$0.00	5.04 %
REGISTRO DE NACIMIENTO	\$770.00	\$0.00	-\$770.00	\$24,995.00	\$24,995.00	\$0.00	-3,246.10 %
REGISTRO DE MATRIMONIO	\$70,250.00	\$0.00	\$70,250.00	\$15,580.20	\$15,580.20	\$0.00	22.17 %
CERTIFICADO DE DEFUNCION	\$73,253.00	\$0.00	\$73,253.00	\$15,000.00	\$15,000.00	\$0.00	20.47 %







MUNICIPIO DE FRANCISCO I. MADERO, HIDALGO HIDALGO

Estado Analítico de Ingresos Presupuestales Al 31/may./2020

Usu: supervisor
Rep: rptEstadoPresupuestoIngresos

Fecha y 17/jul./2020
hora de Impresión 11:03 a. m.

Fuente de Ingresos	Ley de Ingresos Estimada	Ampliaciones / (Reducciones)	Ley de Ingresos Modificada	Ingresos Devengados	Ingresos Recaudados	Devengado Por Recaudar	Avance de Recaudación (Recaudación / Estimación)
OTROS CONCEPTOS DE REGISTRO CIVIL	\$0.00	\$0.00	\$0.00	\$11,572.55	\$11,572.55	\$0.00	0.00 %
AVALUOS CATASTRALES	\$646,728.00	\$0.00	\$646,728.00	\$133,963.00	\$133,963.00	\$0.00	20.71 %
CONSTANCIAS EN GENERAL	\$0.00	\$0.00	\$0.00	\$84,114.00	\$84,114.00	\$0.00	0.00 %
SERVICIO DE LIMPIA	\$12,000.00	\$0.00	\$12,000.00	\$0.00	\$0.00	\$0.00	0.00 %
ASISTENCIA SOCIAL	\$360,510.00	\$0.00	\$360,510.00	\$0.00	\$0.00	\$0.00	0.00 %
45 <u>ACCESORIOS DE DERECHOS</u>	\$199,725.20	\$0.00	\$199,725.20	\$121,924.40	\$121,924.40	\$0.00	61.04 %
RECARGOS AGUA POTABLE	\$1,515.00	\$0.00	\$1,515.00	\$5,751.20	\$5,751.20	\$0.00	379.61 %
REZAGOS AGUA POTABLE	\$198,210.20	\$0.00	\$198,210.20	\$116,173.20	\$116,173.20	\$0.00	58.61 %
61 <u>APROVECHAMIENTOS</u>	\$700,656.00	\$0.00	\$700,656.00	\$250,613.81	\$250,613.81	\$0.00	35.76 %
61-02 <u>MULTAS</u>	\$227,806.00	\$0.00	\$227,806.00	\$54,360.00	\$54,360.00	\$0.00	23.86 %
MULTAS ADMINISTRATIVAS IMPUESTAS POR EL MUNI	\$227,806.00	\$0.00	\$227,806.00	\$54,360.00	\$54,360.00	\$0.00	23.86 %
61-05 <u>APROVECHAMIENTOS PROVENIENTES DE OBRAS PÚBLI</u>	\$157,097.00	\$0.00	\$157,097.00	\$134,843.81	\$134,843.81	\$0.00	85.83 %
APROVECHAMIENTOS PROVENIENTES DE OBRAS PU	\$157,097.00	\$0.00	\$157,097.00	\$134,843.81	\$134,843.81	\$0.00	85.83 %
61-09 <u>OTROS APROVECHAMIENTOS</u>	\$315,753.00	\$0.00	\$315,753.00	\$61,410.00	\$61,410.00	\$0.00	19.44 %
APROVECHAMIENTOS DIVERSOS	\$315,753.00	\$0.00	\$315,753.00	\$61,410.00	\$61,410.00	\$0.00	19.44 %
62 <u>ACTIVO NO CIRCULANTE</u>	\$0.00	\$0.00	\$0.00	\$672,341.50	\$672,341.50	\$0.00	0.00 %
62-01 <u>TERRENOS</u>	\$0.00	\$0.00	\$0.00	\$672,341.50	\$672,341.50	\$0.00	0.00 %
Terrenos	\$0.00	\$0.00	\$0.00	\$672,341.50	\$672,341.50	\$0.00	0.00 %
81 <u>PARTICIPACIONES</u>	\$42,612,443.00	\$0.00	\$42,612,443.00	\$19,478,044.83	\$19,478,044.83	\$0.00	45.70 %
PARTICIPACIONES NO ETIQUETADAS	\$42,612,443.00	\$0.00	\$42,612,443.00	\$19,478,044.83	\$19,478,044.83	\$0.00	45.70 %
FONDO GENERAL DE PARTICIPACIONES 2020	\$27,181,704.00	\$0.00	\$27,181,704.00	\$12,499,598.17	\$12,499,598.17	\$0.00	45.98 %
FONDO DE FOMENTO MUNICIPAL 2020	\$12,394,988.00	\$0.00	\$12,394,988.00	\$5,451,404.43	\$5,451,404.43	\$0.00	43.98 %
FONDO DE FISCALIZACIÓN Y RECAUDACIÓN 2020	\$975,470.00	\$0.00	\$975,470.00	\$565,613.84	\$565,613.84	\$0.00	57.98 %
FONDO DE COMPENSACIÓN ISAN 2020	\$44,277.00	\$0.00	\$44,277.00	\$20,680.60	\$20,680.60	\$0.00	46.70 %
IEPS-TABACOS 2020	\$584,205.00	\$0.00	\$584,205.00	\$283,875.80	\$283,875.80	\$0.00	48.59 %
IEPS-GASOLINAS 2020	\$1,217,000.00	\$0.00	\$1,217,000.00	\$485,687.01	\$485,687.01	\$0.00	39.90 %
ISAN 2020	\$214,799.00	\$0.00	\$214,799.00	\$171,184.98	\$171,184.98	\$0.00	79.69 %
82 <u>APORTACIONES</u>	\$37,961,194.00	\$0.00	\$37,961,194.00	\$17,096,792.89	\$17,096,792.89	\$0.00	45.03 %
APORTACIONES ETIQUETADAS	\$37,961,194.00	\$0.00	\$37,961,194.00	\$17,096,792.89	\$17,096,792.89	\$0.00	45.03 %
FAISM 2020	\$13,053,390.00	\$0.00	\$13,053,390.00	\$6,373,735.00	\$6,373,735.00	\$0.00	48.82 %
FORTAMUN 2020	\$24,907,804.00	\$0.00	\$24,907,804.00	\$10,723,057.89	\$10,723,057.89	\$0.00	43.05 %
84 <u>INCENTIVOS DERIVADOS DE LA COLABORACIÓN FISCAL</u>	\$2,700.00	\$0.00	\$2,700.00	\$0.00	\$0.00	\$0.00	0.00 %
MULTAS IMPUESTAS POR AUTORIDADES ADMINISTRA	\$2,700.00	\$0.00	\$2,700.00	\$0.00	\$0.00	\$0.00	0.00 %





MUNICIPIO DE FRANCISCO I. MADERO, HIDALGO
HIDALGO

Estado Analítico de Ingresos Presupuestales
Al 31/may./2020

Usu: supervisor
Rep: rptEstadoPresupuestoIngresos

Fecha y hora de Impresión | 17/jul./2020
11:03 a. m.


Fuente de Ingresos	Ley de Ingresos Estimada	Ampliaciones / (Reducciones)	Ley de Ingresos Modificada	Ingresos Devengados	Ingresos Recaudados	Devengado Por Recaudar	Avance de Recaudación (Recaudación / Estimación)
MULTAS FEDERALES NO FISCALES	\$2,700.00	\$0.00	\$2,700.00	\$0.00	\$0.00	\$0.00	0.00 %
Total	\$90,999,480.75	\$0.00	\$90,999,480.75	\$41,294,161.46	\$41,294,161.46	\$0.00	45.37 %

PROFR. LUCAS PABLO GUZMAN ISIDRO
PRESIDENTE MUNICIPAL

L.A.E. JOSE EMMANUEL MEJIA HERNANDEZ
TESORERO MUNICIPAL



2016-2020



2016-2020

PROFRA. PAULINA MADRIGAL MOCTEZUMA
SINDICO PROCURADOR



2016-2020



MUNICIPIO DE FRANCISCO I. MADERO, HIDALGO HIDALGO




Estado Analítico de Ingresos Presupuestales

Al 30/jun./2020

Usu: supervisor
Rep: rptEstadoPresupuestoIngresos

Fecha y 17/jul./2020
hora de Impresión 11:00 a. m.




Fuente de Ingresos	Ley de Ingresos Estimada	Ampliaciones / (Reducciones)	Ley de Ingresos Modificada	Ingresos Devengados	Ingresos Recaudados	Devengado Por Recaudar	Avance de Recaudación (Recaudación / Estimación)
11 <u>IMPUESTOS SOBRE LOS INGRESOS</u>	\$201,036.00	\$0.00	\$201,036.00	\$690.00	\$690.00	\$0.00	0.34 %
IMPUESTO SOBRE JUEGOS, ESPECTACULOS PUBLICO	\$150,000.00	\$0.00	\$150,000.00	\$0.00	\$0.00	\$0.00	0.00 %
IMPUESTO A COMERCIOS AMBULANTES	\$51,036.00	\$0.00	\$51,036.00	\$690.00	\$690.00	\$0.00	1.35 %
12 <u>IMPUESTOS SOBRE EL PATRIMONIO</u>	\$1,363,215.75	\$0.00	\$1,363,215.75	\$1,468,374.50	\$1,468,374.50	\$0.00	107.71 %
IMPUESTO PREDIAL	\$1,305,693.75	\$0.00	\$1,305,693.75	\$1,341,564.50	\$1,341,564.50	\$0.00	102.74 %
PREDIAL URBANOS	\$522,277.50	\$0.00	\$522,277.50	\$946,260.00	\$946,260.00	\$0.00	181.17 %
PREDIAL RUSTICOS	\$522,277.50	\$0.00	\$522,277.50	\$375,655.50	\$375,655.50	\$0.00	71.92 %
PREDIAL EJIDAL	\$261,138.75	\$0.00	\$261,138.75	\$19,649.00	\$19,649.00	\$0.00	7.52 %
TRASLADO DE DOMINIO	\$57,522.00	\$0.00	\$57,522.00	\$126,810.00	\$126,810.00	\$0.00	220.45 %
TRASLADO DE DOMINIO	\$57,522.00	\$0.00	\$57,522.00	\$126,810.00	\$126,810.00	\$0.00	220.45 %
17 <u>ACCESORIOS DE IMPUESTOS</u>	\$2,052,220.30	\$0.00	\$2,052,220.30	\$646,339.60	\$646,339.60	\$0.00	31.49 %
RECARGOS IMPUESTO PREDIAL	\$1,113,226.50	\$0.00	\$1,113,226.50	\$372,820.60	\$372,820.60	\$0.00	33.49 %
REZAGOS IMPUESTO PREDIAL	\$938,993.80	\$0.00	\$938,993.80	\$273,519.00	\$273,519.00	\$0.00	29.12 %
41 <u>DERECHOS POR EL USO, GOCE, APROVECHAMIENTO O</u>	\$971,496.50	\$0.00	\$971,496.50	\$434,582.00	\$434,582.00	\$0.00	44.73 %
PUESTOS FIJOS EN MERCADOS CONSTRUIDOS	\$82,679.00	\$0.00	\$82,679.00	\$98,054.00	\$98,054.00	\$0.00	118.59 %
PUESTOS SEMIFIJOS EN MERCADOS CONSTRUIDOS	\$648,655.00	\$0.00	\$648,655.00	\$3,580.00	\$3,580.00	\$0.00	0.55 %
PUESTOS SEMIFIJOS EN PLAZAS, CALLES O TERRENO	\$91,369.00	\$0.00	\$91,369.00	\$270,954.00	\$270,954.00	\$0.00	296.54 %
INHUMACION	\$148,793.50	\$0.00	\$148,793.50	\$61,994.00	\$61,994.00	\$0.00	41.66 %
43 <u>DERECHOS POR PRESTACIÓN DE SERVICIOS</u>	\$4,934,044.00	\$0.00	\$4,934,044.00	\$1,388,800.93	\$1,388,800.93	\$0.00	28.14 %
COPIAS DE DOCUMENTOS EXISTENTES EN LOS ARCH	\$1,850,148.50	\$0.00	\$1,850,148.50	\$165,604.50	\$165,604.50	\$0.00	8.95 %
OTROS CONCEPTOS DE CERTIFICACIONES, CONSTAN	\$5,000.00	\$0.00	\$5,000.00	\$140,050.50	\$140,050.50	\$0.00	2,801.01 %
PERMISOS DE CONSTRUCCION, RECONSTRUCCION Y	\$7,112.00	\$0.00	\$7,112.00	\$63,675.00	\$63,675.00	\$0.00	895.31 %
ALINEACIÓN Y USO DE SUELO	\$135,000.00	\$0.00	\$135,000.00	\$42,640.00	\$42,640.00	\$0.00	31.58 %
AUTORIZACIÓN DE PERITOS EN OBRAS PARA CONSTE	\$5,000.00	\$0.00	\$5,000.00	\$1,353.00	\$1,353.00	\$0.00	27.06 %
USO DOMESTICO DE DRENAJE Y ALCANTARILLADO	\$10,000.00	\$0.00	\$10,000.00	\$2,860.00	\$2,860.00	\$0.00	28.60 %
LICENCIAS Y REFRENDOS COMERCIAL	\$709,387.00	\$0.00	\$709,387.00	\$358,144.18	\$358,144.18	\$0.00	44.80 %
LICENCIAS, PERMISOS O AUTORIZACIONES POR COM	\$480,000.00	\$0.00	\$480,000.00	\$0.00	\$0.00	\$0.00	0.00 %
REVALIDACION ANUAL DE LICENCIAS DE FUNCIONAM	\$0.00	\$0.00	\$0.00	\$24,200.00	\$24,200.00	\$0.00	0.00 %
USO DOMESTICO DE AGUA POTABLE	\$880,425.50	\$0.00	\$880,425.50	\$227,732.00	\$227,732.00	\$0.00	59.86 %
USO COMERCIAL DE AGUA POTABLE	\$100,000.00	\$0.00	\$100,000.00	\$5,040.00	\$5,040.00	\$0.00	5.04 %
REGISTRO DE NACIMIENTO	\$770.00	\$0.00	\$770.00	\$53,625.00	\$53,625.00	\$0.00	-6,964.28 %
REGISTRO DE MATRIMONIO	\$70,250.00	\$0.00	\$70,250.00	\$15,580.20	\$15,580.20	\$0.00	22.17 %
CERTIFICADO DE DEFUNCION	\$73,253.00	\$0.00	\$73,253.00	\$21,120.00	\$21,120.00	\$0.00	28.83 %



2016-2020

2016-2020


Fuente de Ingresos	Ley de Ingresos Estimada	Ampliaciones / (Reducciones)	Ley de Ingresos Modificada	Ingresos Devengados	Ingresos Recaudados	Devengado Por Recaudar	Avance de Recaudación (Recaudación / Estimación)
OTROS CONCEPTOS DE REGISTRO CIVIL	\$0.00	\$0.00	\$0.00	\$11,842.55	\$11,842.55	\$0.00	0.00 %
AVALUOS CATASTRALES	\$646,728.00	\$0.00	\$646,728.00	\$150,753.00	\$150,753.00	\$0.00	23.31 %
CONSTANCIAS EN GENERAL	\$0.00	\$0.00	\$0.00	\$104,581.00	\$104,581.00	\$0.00	0.00 %
SERVICIO DE LIMPIA	\$12,000.00	\$0.00	\$12,000.00	\$0.00	\$0.00	\$0.00	0.00 %
ASISTENCIA SOCIAL	\$360,510.00	\$0.00	\$360,510.00	\$0.00	\$0.00	\$0.00	0.00 %
45 <u>ACCESORIOS DE DERECHOS</u>	\$199,725.20	\$0.00	\$199,725.20	\$128,989.92	\$128,989.92	\$0.00	64.58 %
RECARGOS AGUA POTABLE	\$1,515.00	\$0.00	\$1,515.00	\$5,820.72	\$5,820.72	\$0.00	384.20 %
REZAGOS AGUA POTABLE	\$198,210.20	\$0.00	\$198,210.20	\$123,169.20	\$123,169.20	\$0.00	62.14 %
61 <u>APROVECHAMIENTOS</u>	\$700,656.00	\$0.00	\$700,656.00	\$446,124.81	\$446,124.81	\$0.00	63.67 %
61-02 <u>MULTAS</u>	\$227,806.00	\$0.00	\$227,806.00	\$74,910.00	\$74,910.00	\$0.00	32.88 %
MULTAS ADMINISTRATIVAS IMPUESTAS POR EL MUNI	\$227,806.00	\$0.00	\$227,806.00	\$74,910.00	\$74,910.00	\$0.00	32.88 %
61-03 <u>INDEMNIZACIONES</u>	\$0.00	\$0.00	\$0.00	\$172,840.00	\$172,840.00	\$0.00	0.00 %
INDEMNIZACIONES POR DAÑOS A BIENES MUNICIPAL	\$0.00	\$0.00	\$0.00	\$172,840.00	\$172,840.00	\$0.00	0.00 %
61-05 <u>APROVECHAMIENTOS PROVENIENTES DE OBRAS PÚBLI</u>	\$157,097.00	\$0.00	\$157,097.00	\$135,624.81	\$135,624.81	\$0.00	86.33 %
APROVECHAMIENTOS PROVENIENTES DE OBRAS PU	\$157,097.00	\$0.00	\$157,097.00	\$135,624.81	\$135,624.81	\$0.00	86.33 %
61-09 <u>OTROS APROVECHAMIENTOS</u>	\$315,753.00	\$0.00	\$315,753.00	\$62,750.00	\$62,750.00	\$0.00	19.87 %
APROVECHAMIENTOS DIVERSOS	\$315,753.00	\$0.00	\$315,753.00	\$62,750.00	\$62,750.00	\$0.00	19.87 %
62 <u>ACTIVO NO CIRCULANTE</u>	\$0.00	\$0.00	\$0.00	\$672,341.50	\$672,341.50	\$0.00	0.00 %
62-01 <u>TERRENOS</u>	\$0.00	\$0.00	\$0.00	\$672,341.50	\$672,341.50	\$0.00	0.00 %
Terrenos	\$0.00	\$0.00	\$0.00	\$672,341.50	\$672,341.50	\$0.00	0.00 %
81 <u>PARTICIPACIONES</u>	\$42,612,443.00	\$0.00	\$42,612,443.00	\$22,115,640.42	\$22,115,640.42	\$0.00	51.89 %
PARTICIPACIONES NO ETIQUETADAS	\$42,612,443.00	\$0.00	\$42,612,443.00	\$22,115,640.42	\$22,115,640.42	\$0.00	51.89 %
FONDO GENERAL DE PARTICIPACIONES 2020	\$27,181,704.00	\$0.00	\$27,181,704.00	\$14,185,333.16	\$14,185,333.16	\$0.00	52.18 %
FONDO DE FOMENTO MUNICIPAL 2020	\$12,394,988.00	\$0.00	\$12,394,988.00	\$6,227,048.71	\$6,227,048.71	\$0.00	50.23 %
FONDO DE FISCALIZACIÓN Y RECAUDACIÓN 2020	\$975,470.00	\$0.00	\$975,470.00	\$611,650.21	\$611,650.21	\$0.00	62.70 %
FONDO DE COMPENSACIÓN ISAN 2020	\$44,277.00	\$0.00	\$44,277.00	\$24,816.72	\$24,816.72	\$0.00	56.04 %
IEPS-TABACOS 2020	\$584,205.00	\$0.00	\$584,205.00	\$284,035.02	\$284,035.02	\$0.00	48.61 %
IEPS-GASOLINAS 2020	\$1,217,000.00	\$0.00	\$1,217,000.00	\$577,315.89	\$577,315.89	\$0.00	47.43 %
ISAN 2020	\$214,799.00	\$0.00	\$214,799.00	\$205,440.71	\$205,440.71	\$0.00	95.64 %
82 <u>APORTACIONES</u>	\$37,961,194.00	\$0.00	\$37,961,194.00	\$20,514,814.93	\$20,514,814.93	\$0.00	54.04 %
APORTACIONES ETIQUETADAS	\$37,961,194.00	\$0.00	\$37,961,194.00	\$20,514,814.93	\$20,514,814.93	\$0.00	54.04 %
FAISM 2020	\$13,053,390.00	\$0.00	\$13,053,390.00	\$7,648,482.00	\$7,648,482.00	\$0.00	58.59 %
FORTAMUN 2020	\$24,907,804.00	\$0.00	\$24,907,804.00	\$12,866,332.93	\$12,866,332.93	\$0.00	51.65 %



Fuente de Ingresos	Ley de Ingresos Estimada	Ampliaciones / (Reducciones)	Ley de Ingresos Modificada	Ingresos Devengados	Ingresos Recaudados	Devengado Por Recaudar	Avance de Recaudación (Recaudación / Estimación)
84 <u>INCENTIVOS DERIVADOS DE LA COLABORACION FISCAL</u>	\$2,700.00	\$0.00	\$2,700.00	\$0.00	\$0.00	\$0.00	0.00 %
MULTAS IMPUESTAS POR AUTORIDADES ADMINISTRA	\$2,700.00	\$0.00	\$2,700.00	\$0.00	\$0.00	\$0.00	0.00 %
MULTAS FEDERALES NO FISCALES	\$2,700.00	\$0.00	\$2,700.00	\$0.00	\$0.00	\$0.00	0.00 %
Total	\$90,998,730.75	\$0.00	\$90,998,730.75	\$47,816,698.61	\$47,816,698.61	\$0.00	52.54 %

PROFR. LUCAS PABLO GUZMAN ISIDRO
PRESIDENTE MUNICIPAL

L.A.E. JOSE EMMANUEL MEJIA HERNANDEZ
TESORERO MUNICIPAL



2016-2020

PROFRA. PAULINA MADRIGAL MOCTEZUMA
SINDICO PROCURADOR



2016-2020



2016-2020